

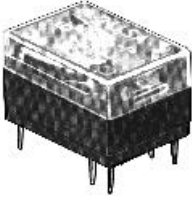


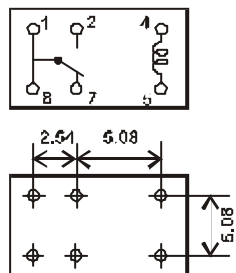


## FUJITSU TAKAMISAWA RELAY SELECTION GUIDE

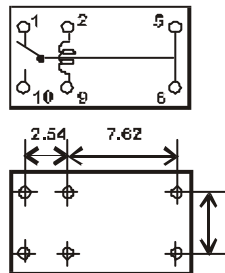
## SIGNAL RELAYS

Series Name	FBR20	SY	FBR210	MZ	A
Outer view					
W x L x H (mm)	7.4 x 9.8 x 9.7	7.4 x 9.8 x 9.7	10.1 x 15.1 x 10.5	11.4 x 15.4 x 11.0	8.0 x 14.0 x 5.0
Unit Mass (Approx)	1.7g	1.7g	4.0g	5.5g	1.7g
Contact Arrangement	1c (1 Form C)	1c (1 Form C)	1c (1 Form C)	1c (1 Form C)	2c (2 Form C)
Contact Rating (A)	2A Carry 1A	2A Carry 1A 1A	2A Carry 1A	2A Carry 2A 1A 1A	2A Carry 2A
Minimum Switching Load (ref)	1VDC 1mA / 100mVDC 0.1mA	1VDC 1mA / 14mVDC 0.1mA	1VDC 1mA	1VDC 1mA / 10mVDC 0.1mA	10mVDC 0.5mA
Contact Rating (Relative Load)	24 VDC 1A 120 VAC 0.5A	5V 24 VDC 1A 120 VAC 0.5A 5V-24V 24 VDC 1A 120 VAC 0.5A	28 VDC 1A 120 VAC 0.5A	MZ-3 24 VDC 2A 120 VAC 1A MZ 24 VDC 1A MZ-W 120 VAC 0.5A	30 VDC 1A 125 VAC 0.5A
Coil Voltage (DC)	1.5 to 24 V	1.5 to 24 V	3 to 24 V	1.5 to 48 V	1.5 to 24 V (48V)
Nominal Power (DC)	0.3 W	0.15 to 0.175 W	0.2 W/0.45 W	MZ 0.15 to 0.50 W MZ-W 0.45 to 0.50 W	0.1 to 0.3 W
Dielectric Strength	Open Contacts: 500 VAC Coil and Contacts: 500 VAC / 1,000 VAC	500 VAC	500 VAC	500 VAC	1,000 VAC
Surge Strength (Coil and Contacts)	1,500 V	1,500 V	1,500 V	1,500 V	1,500 V
Expected Life	Mechanical: 5 x 10 <sup>6</sup> ops. Electrical (Rated Load): 200 x 10 <sup>3</sup> ops.	Mechanical: 5 x 10 <sup>6</sup> ops. Electrical (Rated Load): 100 x 10 <sup>3</sup> ops.	Mechanical: 5 x 10 <sup>6</sup> ops. Electrical (Rated Load): 300 x 10 <sup>3</sup> ops. (DC) 100 x 10 <sup>3</sup> ops. (AC)	Mechanical: 2 x 10 <sup>6</sup> ops. Electrical (Rated Load): 500 x 10 <sup>3</sup> ops. (DC) 200 x 10 <sup>3</sup> ops. (AC)	Mechanical: 100 x 10 <sup>6</sup> ops. (A) 10 x 10 <sup>6</sup> ops. (AI, AI-D) Electrical (Rated Load): 500 x 10 <sup>3</sup> ops. (DC) 200 x 10 <sup>3</sup> ops. (AC)
Safety Standards	UL, FCC68	UL, CSA, FCC68	UL, CSA, FCC68	UL, CSA, FCC68	UL, CSA, FCC65
Remarks	Plastic Sealed Type available	Plastic Sealed type available D.C. pulse relay available	Plastic Sealed Type available (11.7 x 16.5 x 10.7)	Plastic Sealed Type available	Plastic Sealed Type available Latching Type avail.

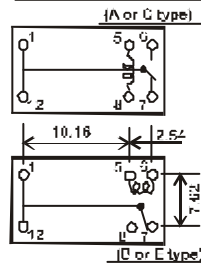
**FUJITSU  
TAKAMISAWA  
RELAYS**



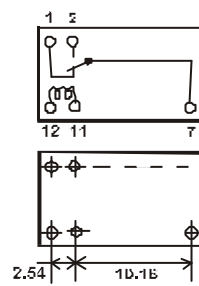
Part Number	Voltage
FBR21ND05	5V
FBR21ND012	12V
FBR21ND024	24V



Part Number	Voltage
SY-5-K	5V
SY-12-K	12V
SY-24-K	24V

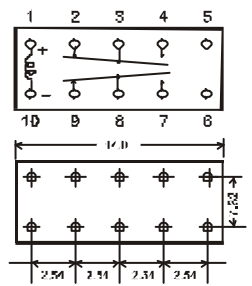


Part Number	Voltage
FBR211BD005	5V
FBR211BD012	12V
FBR211CD012	12V
FBR211ED012	12V
FBR211ED024	24V
FBR211NCDO6	6V
FBR211SADO12	12V
FBR211SADO24	24V



Part Number	Voltage
MZ-5HG	5V
MZ-12HG	12V
MZF-12HG	24V

Same as:  
ASX  
FBR211B



Part Number	Voltage
A-5WK	5V
A-12WK	12V
A-24WK	24V