

# PLUGS & SOCKETS

## RCA PLUGS

RCA plug - shielded metal handle and spring - 6.2mm cable entry

Part Number	Type
RCA2MB	Black
RCA2MR	Red



Gold RCA plug - plastic PVC insert - metal body 4mm cable entry

Part Number	Type
RCA24GB	Black
RCA24GR	Red



RCA plug - Plastic right angle handle - 4mm cable entry. Solder terminating

Part Number	Type
RCA25B	Black
RCA25R	Red



RCA plug - shielded gold handle & spring - 6.2mm cable entry

Part Number	Type
RCA2GB	Black
RCA2GR	Red



RCA plug - Plastic handle - 4mm cable entry. Solder terminating

Part Number	Type
RCA2B	Black
RCA2R	Red
RCA2W	White
RCA2Y	Yellow



Super RCA plug - shielded gold aluminium look handle and spring - 4.00mm cable entry

Part Number	Type
SRCA42B	Black
SRCA42R	Red



## RCA SOCKETS

RCA chassis socket - insulated solder terminating - 6.2mm? hole 4.0mm panel thickness

Part Number	Type
RCA31B	Black
RCA31R	Red



RCA strip with 3 sockets - red, black and yellow - PCB mount

Part Number
RCA33



RCA socket PCB mount - right angle plastic housing

Part Number
RCA3PC



Inline RCA socket - shielded metal handle and spring. 6.2mm cable entry

Part Number	Type
RCA1MB	Black
RCA1MR	Red




RCA chassis socket - solder terminating - 6.2mm? hole 4mm panel thickness

Part Number	Type
RCA3B	Black
RCA3R	Red
RCA3Y	Yellow



RCA socket PCB mount - right angle plastic housing

Part Number
P0208



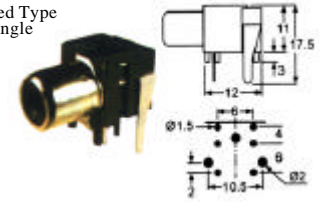
Gold RCA chassis socket insulated solder terminating. 6.2mm? hole

Part Number	Type
RCA3GB	Black
RCA3GR	Red
RCA3GY	Yellow



RCA socket Switched Type PCB mount - right angle plastic housing

Part Number
P0209



Inline RCA socket - plastic handle and spring - 4.5mm cable entry

Part Number	Type
RCA1B	Black
RCA1R	Red

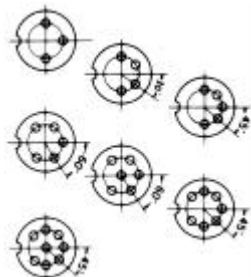


## DIN CONNECTORS

### DIN PLUGS

DIN plugs, Soft plastic handle. Metal collar and solder terminating metal pins - 7.00mm cable entry.

Part Number	Type
PD3	3 Pin 180°
PD4	4 Pin 180°
PD5	5 Pin 180°
PD5A	5 Pin 240°
PD6	6 Pin 240°
PD7	7 Pin 270°
PD8	8 Pin 270°



2 Pin DIN Polarised Speaker Plug. Solder type with push on cover.

Part Number	Type
PD2	2 Pin



### DIN PLUGS

5Pin Din plug 180° R/Angle plug Soft Plastic

Part Number	Type
P1154	5 Pin



### INLINE DIN SOCKETS

DIN inline socket. Soft plastic handle. Metal collar and solder terminating metal pins - 7.00mm cable entry.

Part Number	Type
SD3	3 pins
SD4	4 pins
SD5	5 pins
SD6	6 pins
SD7	7 pins
SD8	8 pins




2 Pin DIN In-Line Polarised Speaker Socket. Solder type with push on cover.

Part Number	Type
SD2	2 Pin



PCB Mount Right Angle Socket All Plastic 5Pin 180°

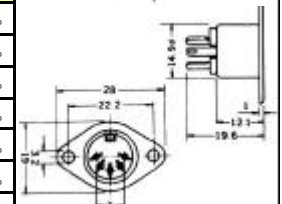
Part Number	Type
P1188	5 Pin



### DIN CHASSIS SOCKETS

DIN chassis sockets - plastic insert. Solder terminating - metal lugs. 15mm? mounting hole.

Part Number	Type
JD3	3 Pin 180°
JD4	4 Pin 180°
JD5	5 Pin 180°
JD5A	5 Pin 240°
JD6	6 Pin 240°
JD7	7 Pin 270°
JD8	8 Pin 270°



2 Pin DIN Panel Polarised Socket. Solder type, flange mount chassis socket.

Part Number	Type
JD2	2 Pin



Din plug All Metal In-Line 5Pin 180°

Part Number	Type
P1151	5 Pin

